

straight

Copyright © 2011 by Pearson Education, Inc. Permission granted to reproduce for classroom use.

wavy

Copyright © 2011 by Pearson Education, Inc. Permission granted to reproduce for classroom use.

curly

Copyright © 2011 by Pearson Education, Inc. Permission granted to reproduce for classroom use.

Cut or Fold

Adjectives to describe hair



Her hair is ____.

Adjectives to describe hair



Her hair is ____.

Adjectives to describe hair



Her hair is ____.

short

Copyright © 2011 by Pearson Education, Inc. Permission granted to reproduce for classroom use.

long

Copyright © 2011 by Pearson Education, Inc. Permission granted to reproduce for classroom use.

bald

Copyright © 2011 by Pearson Education, Inc. Permission granted to reproduce for classroom use.


Cut or Fold

**Adjectives to
describe hair**



He has ____ hair.

**Adjectives to
describe hair**



He has ____ hair.

**Adjectives to
describe hair**



He is ____.

a mustache

Copyright © 2011 by Pearson Education, Inc. Permission granted to reproduce for classroom use.

a beard

Copyright © 2011 by Pearson Education, Inc. Permission granted to reproduce for classroom use.

eye

Copyright © 2011 by Pearson Education, Inc. Permission granted to reproduce for classroom use.

Cut or Fold

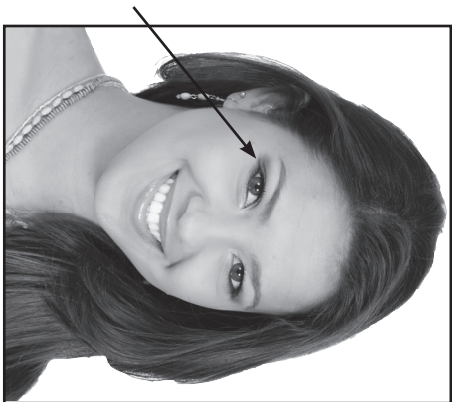
Adjectives to
describe hair



Adjectives to
describe hair



The face



eyebrow

Copyright © 2011 by Pearson Education, Inc. Permission granted to reproduce for classroom use.

nose

Copyright © 2011 by Pearson Education, Inc. Permission granted to reproduce for classroom use.

ear

Copyright © 2011 by Pearson Education, Inc. Permission granted to reproduce for classroom use.

Cut or Fold

The face



The face



The face






The face

mouth

*Top Notch Fundamentals, Second Edition,
Unit 12, page 96*

Copyright © 2011 by Pearson Education, Inc. Permission granted to reproduce for classroom use.



The face

chin

*Top Notch Fundamentals, Second Edition,
Unit 12, page 96*

Copyright © 2011 by Pearson Education, Inc. Permission granted to reproduce for classroom use.



The face

teeth

*Top Notch Fundamentals, Second Edition,
Unit 12, page 96*

Copyright © 2011 by Pearson Education, Inc. Permission granted to reproduce for classroom use.

eyelashes

Copyright © 2011 by Pearson Education, Inc. Permission granted to reproduce for classroom use.


head

Copyright © 2011 by Pearson Education, Inc. Permission granted to reproduce for classroom use.

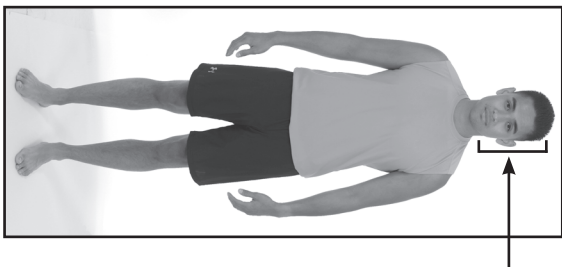
chest

Copyright © 2011 by Pearson Education, Inc. Permission granted to reproduce for classroom use.

The face

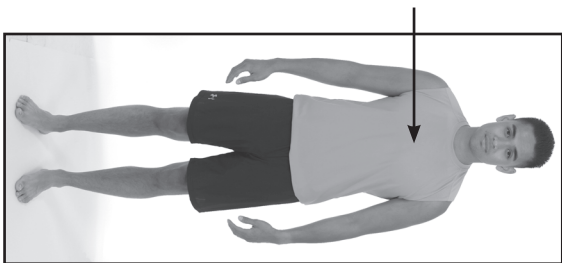


Parts of the body



Cut or Fold

Parts of the body



stomach

*Top Notch Fundamentals, Second Edition,
Unit 12, page 98*

hip

*Top Notch Fundamentals, Second Edition,
Unit 12, page 98*

knee

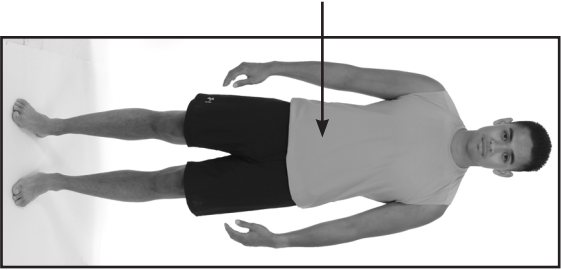
*Top Notch Fundamentals, Second Edition,
Unit 12, page 98*

Copyright © 2011 by Pearson Education, Inc. Permission granted to reproduce for classroom use.

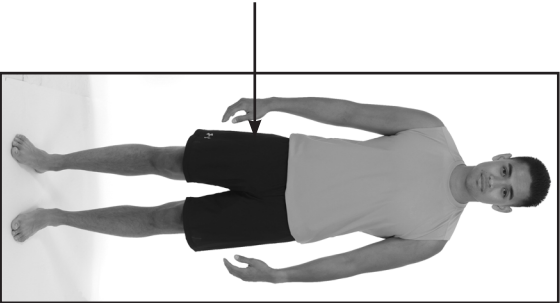
Copyright © 2011 by Pearson Education, Inc. Permission granted to reproduce for classroom use.

Copyright © 2011 by Pearson Education, Inc. Permission granted to reproduce for classroom use.

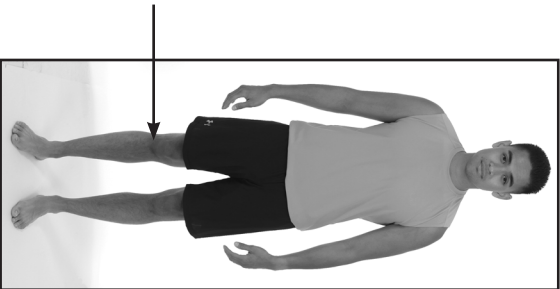
Parts of the body



Parts of the body



Parts of the body



Cut or Fold



ankle

Copyright © 2011 by Pearson Education, Inc. Permission granted to reproduce for classroom use.

neck

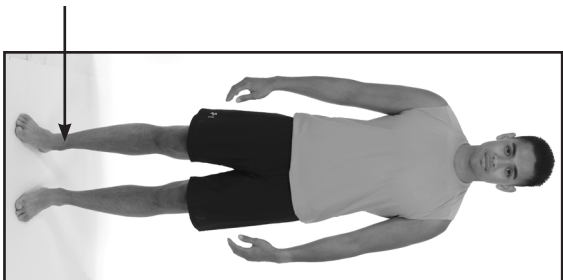
Copyright © 2011 by Pearson Education, Inc. Permission granted to reproduce for classroom use.

shoulder


Copyright © 2011 by Pearson Education, Inc. Permission granted to reproduce for classroom use.

Cut or Fold

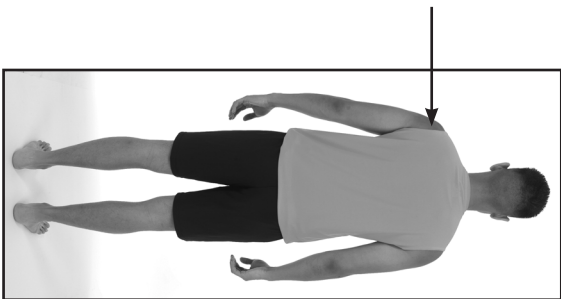
Parts of the body



Parts of the body



Parts of the body



arm

Copyright © 2011 by Pearson Education, Inc. Permission granted to reproduce for classroom use.

back

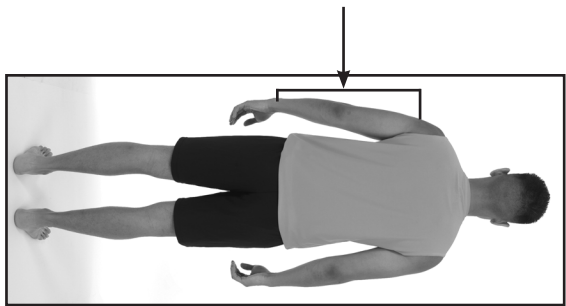
Copyright © 2011 by Pearson Education, Inc. Permission granted to reproduce for classroom use.

leg

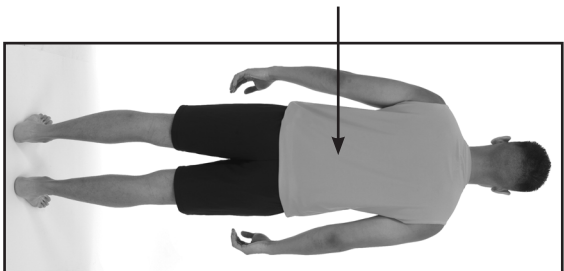
Copyright © 2011 by Pearson Education, Inc. Permission granted to reproduce for classroom use.

Cut or Fold

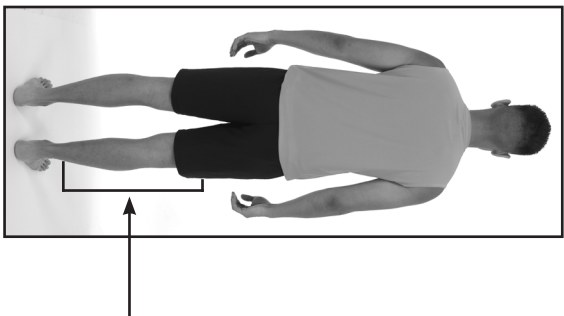
Parts of the body



Parts of the body



Parts of the body

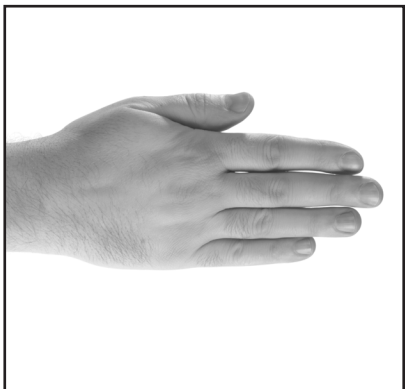


hand

*Top Notch Fundamentals, Second Edition,
Unit 12, page 98*

Copyright © 2011 by Pearson Education, Inc. Permission granted to reproduce for classroom use.

Parts of the body

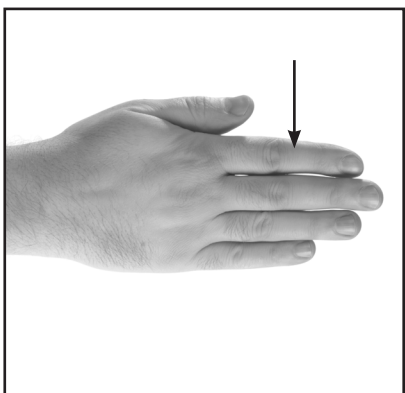


finger

*Top Notch Fundamentals, Second Edition,
Unit 12, page 98*

Copyright © 2011 by Pearson Education, Inc. Permission granted to reproduce for classroom use.

Parts of the body

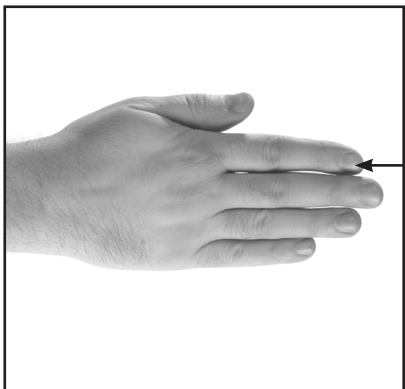


fingernail

*Top Notch Fundamentals, Second Edition,
Unit 12, page 98*

Copyright © 2011 by Pearson Education, Inc. Permission granted to reproduce for classroom use.

Parts of the body



Cut or Fold

foot

Copyright © 2011 by Pearson Education, Inc. Permission granted to reproduce for classroom use.

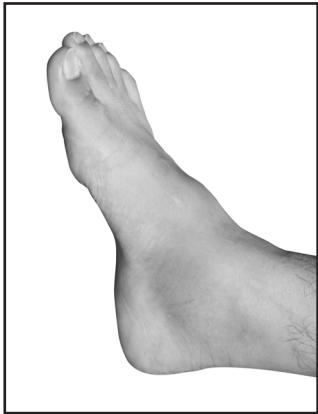
toe

Copyright © 2011 by Pearson Education, Inc. Permission granted to reproduce for classroom use.

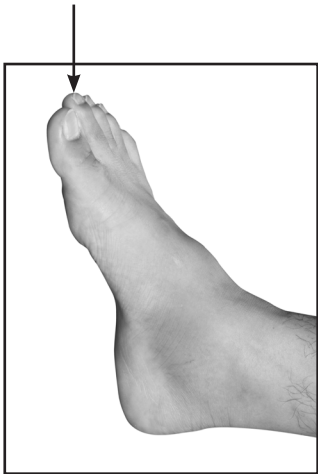
toenail

Copyright © 2011 by Pearson Education, Inc. Permission granted to reproduce for classroom use.

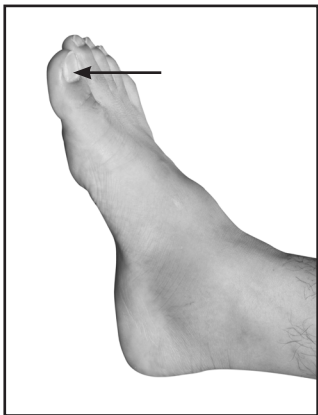
Parts of the body



Parts of the body



Parts of the body

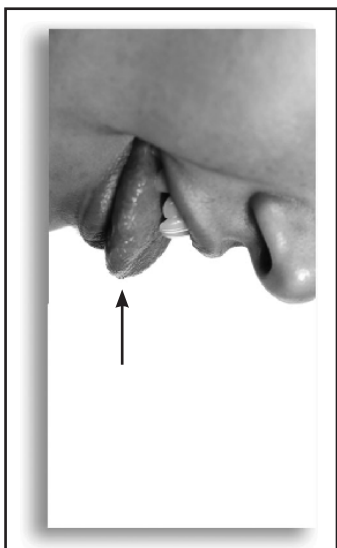


Cut or Fold

tongue

Copyright © 2011 by Pearson Education, Inc. Permission granted to reproduce for classroom use.

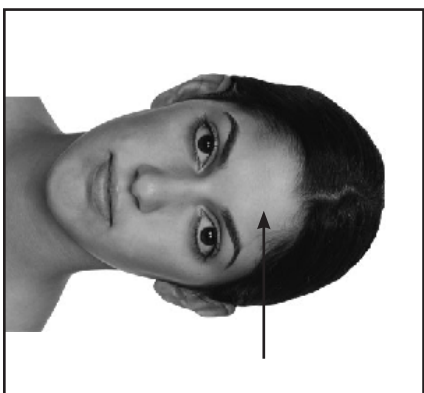
Parts of the body



forehead

Copyright © 2011 by Pearson Education, Inc. Permission granted to reproduce for classroom use.

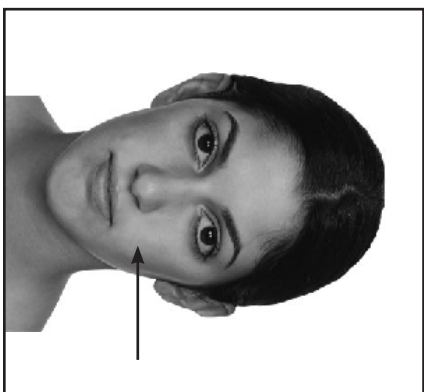
Parts of the body



cheek

Copyright © 2011 by Pearson Education, Inc. Permission granted to reproduce for classroom use.

Parts of the body



Cut or Fold

earlobe

Copyright © 2011 by Pearson Education, Inc. Permission granted to reproduce for classroom use.

lip

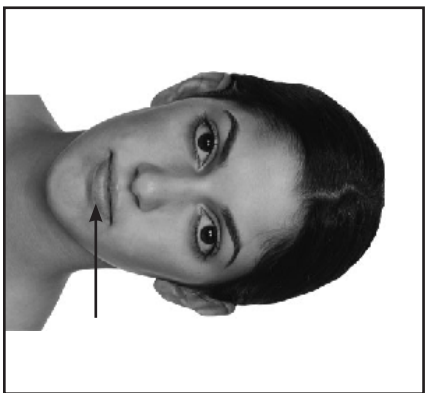
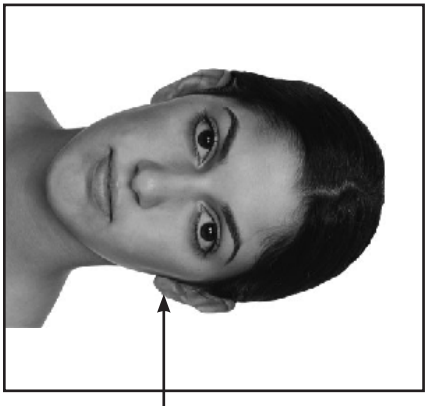
Copyright © 2011 by Pearson Education, Inc. Permission granted to reproduce for classroom use.

elbow

Copyright © 2011 by Pearson Education, Inc. Permission granted to reproduce for classroom use.

Cut or Fold

Parts of the body



Parts of the body



Parts of the body

thigh

Copyright © 2011 by Pearson Education, Inc. Permission granted to reproduce for classroom use.

calf

Copyright © 2011 by Pearson Education, Inc. Permission granted to reproduce for classroom use.

burned

Copyright © 2011 by Pearson Education, Inc. Permission granted to reproduce for classroom use.

Parts of the body



Parts of the body



Cut or Fold

Accidents and injuries



He ____ his finger.

hurt

Copyright © 2011 by Pearson Education, Inc. Permission granted to reproduce for classroom use.

cut

Copyright © 2011 by Pearson Education, Inc. Permission granted to reproduce for classroom use.

broke

Copyright © 2011 by Pearson Education, Inc. Permission granted to reproduce for classroom use.

Accidents and injuries



She ___ her back.

Accidents and injuries



She ___ her hand.

Accidents and injuries



He ___ his arm.

Cut or Fold

fell

Copyright © 2011 by Pearson Education, Inc. Permission granted to reproduce for classroom use.

Accidents and injuries




He ____ down.

a headache

Copyright © 2011 by Pearson Education, Inc. Permission granted to reproduce for classroom use.

Ailments

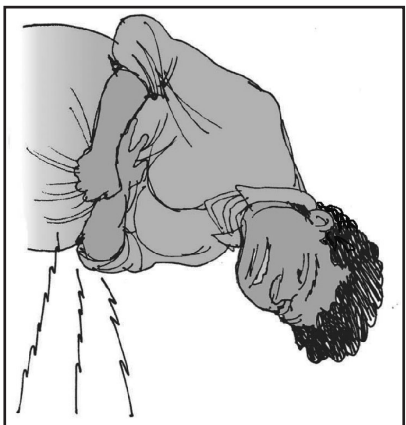


He has ____.

a stomachache

Copyright © 2011 by Pearson Education, Inc. Permission granted to reproduce for classroom use.

Ailments



She has ____.

an earache

Copyright © 2011 by Pearson Education, Inc. Permission granted to reproduce for classroom use.

a backache

Copyright © 2011 by Pearson Education, Inc. Permission granted to reproduce for classroom use.

a toothache

Copyright © 2011 by Pearson Education, Inc. Permission granted to reproduce for classroom use.

Ailments



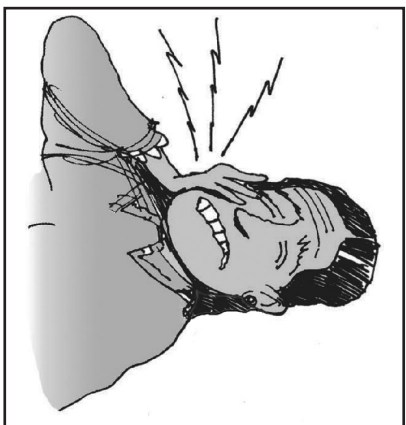
He has ____.

Ailments



He has ____.

Ailments



She has ____.

Cut or Fold

a cold

Copyright © 2011 by Pearson Education, Inc. Permission granted to reproduce for classroom use.

a sore throat

Copyright © 2011 by Pearson Education, Inc. Permission granted to reproduce for classroom use.

a fever

Copyright © 2011 by Pearson Education, Inc. Permission granted to reproduce for classroom use.

Ailments



She has ____.

Ailments



He has ____.

Ailments



He has ____.

Cut or Fold

a cough

Copyright © 2011 by Pearson Education, Inc. Permission granted to reproduce for classroom use.

a runny nose

Copyright © 2011 by Pearson Education, Inc. Permission granted to reproduce for classroom use.

take something

Copyright © 2011 by Pearson Education, Inc. Permission granted to reproduce for classroom use.

Ailments



He has ____.

Ailments



She has ____.

Remedies



You should ____.

Cut or Fold

You should ____.



Remedies

You should ____.



Remedies

You should ____.



Remedies

lie down

have some tea

see a doctor

Copyright © 2011 by Pearson Education, Inc. Permission granted to reproduce for classroom use.

Copyright © 2011 by Pearson Education, Inc. Permission granted to reproduce for classroom use.

Copyright © 2011 by Pearson Education, Inc. Permission granted to reproduce for classroom use.

You should ____.



Remedies

Cut or Fold

see a dentist

Copyright © 2011 by Pearson Education, Inc. Permission granted to reproduce for classroom use.